

# Example for fullpage floats

Herbert Voß

October 16, 2023

## Contents

<b>1 Heading on Level 1 (section)</b>	<b>1</b>	5.3 Example for list (description) . . .	5
1.1 Heading on Level 2 (subsection)	2	5.3.1 Example for list (4*description) . . . . .	5
1.1.1 Heading on Level 3 (subsubsection) . . . .	2	<b>6 Heading on Level 1 (section)</b>	<b>6</b>
<b>2 Lists</b>	<b>2</b>	6.1 Heading on Level 2 (subsection)	7
2.1 Example for list (itemize) . . .	2	6.1.1 Heading on Level 3 (subsubsection) . . . .	7
2.1.1 Example for list (4*itemize) . . . . .	2	<b>7 Lists</b>	<b>7</b>
2.2 Example for list (enumerate) .	2	7.1 Example for list (itemize) . . .	7
2.2.1 Example for list (4*enumerate) . . . . .	3	7.1.1 Example for list (4*itemize) . . . . .	7
2.3 Example for list (description) .	3	7.2 Example for list (enumerate) .	8
2.3.1 Example for list (4*description) . . . . .	3	7.2.1 Example for list (4*enumerate) . . . . .	8
<b>3 File sub-default2s2c</b>	<b>3</b>	7.3 Example for list (description) .	8
<b>4 Heading on Level 1 (section)</b>	<b>3</b>	7.3.1 Example for list (4*description) . . . . .	8
4.1 Heading on Level 2 (subsection)	4	<b>1 Heading on Level 1 (section)</b>	
4.1.1 Heading on Level 3 (subsubsection) . . . .	4	Hello, here is some text without a meaning. This text should show what a printed text will look like at this place. If you read this text, you will get no information. Really? Is there no information? Is there a difference between this text and some nonsense like “Huardest geburn”? Kjift – not at all! A blind text like this gives you information about the selected font, how the letters are written and an impression of the look. This text should contain all letters of the alphabet and it should be written in of	
<b>5 Lists</b>	<b>5</b>		
5.1 Example for list (itemize) . . .	5		
5.1.1 Example for list (4*itemize) . . . . .	5		
5.2 Example for list (enumerate) .	5		
5.2.1 Example for list (4*enumerate) . . . . .	5		

the original language. There is no need for special content, but the length of words should match the language.

### 1.1 Heading on Level 2 (subsection)

Hello, here is some text without a meaning. This text should show what a printed text will look like at this place. If you read this text, you will get no information. Really? Is there no information? Is there a difference between this text and some nonsense like “Huardest gefburn”? Kjift – not at all! A blind text like this gives you information about the selected font, how the letters are written and an impression of the look. This text should contain all letters of the alphabet and it should be written in of the original language. There is no need for special content, but the length of words should match the language.

#### 1.1.1 Heading on Level 3 (subsubsection)

Hello, here is some text without a meaning. This text should show what a printed text will look like at this place. If you read this text, you will get no information. Really? Is there no information? Is there a difference between this text and some nonsense like “Huardest gefburn”? Kjift – not at all! A blind text like this gives you information about the selected font, how the letters are written and an impression of the look. This text should contain all letters of the alphabet and it should be written in of the original language. There is no need for special content, but the length of words should match the language.

**Heading on Level 4 (paragraph)** Hello, here is some text without a meaning. This text should show what a printed text will look like at this place. If you read this text, you will get no information. Really? Is there no information? Is there a difference between this text

and some nonsense like “Huardest gefburn”? Kjift – not at all! A blind text like this gives you information about the selected font, how the letters are written and an impression of the look. This text should contain all letters of the alphabet and it should be written in of the original language. There is no need for special content, but the length of words should match the language.

## 2 Lists

### 2.1 Example for list (itemize)

- First item in a list
- Second item in a list
- Third item in a list
- Fourth item in a list
- Fifth item in a list

#### 2.1.1 Example for list (4\*itemize)

- First item in a list
  - First item in a list
    - \* First item in a list
      - First item in a list
      - Second item in a list
    - \* Second item in a list
  - Second item in a list
- Second item in a list

### 2.2 Example for list (enumerate)

1. First item in a list
2. Second item in a list
3. Third item in a list
4. Fourth item in a list
5. Fifth item in a list

### 2.2.1 Example for list (4\*enumerate)

1. First item in a list
  - a) First item in a list
    - i. First item in a list
      - A. First item in a list
      - B. Second item in a list
    - ii. Second item in a list
  - b) Second item in a list
2. Second item in a list

### 2.3 Example for list (description)

**First** item in a list

**Second** item in a list

**Third** item in a list

**Fourth** item in a list

**Fifth** item in a list

#### 2.3.1 Example for list (4\*description)

**First** item in a list

**First** item in a list

**First** item in a list

**First** item in a list

**Second** item in a list

**Second** item in a list

**Second** item in a list

**Second** item in a list

### 3 File sub-default2s2c

The multi images~\vref{sub:demo0} has a caption ~\vpageref{sub:demo0-cap} and the subimage~~\vref{sub:demo1} has a caption~\vpageref{sub:demo1}.

The multi images 1 on the following page has a caption on the current page and the subimage 1b on the following page has a caption on the next page.

```
\captionsetup[sub]{singlelinecheck}
\hvFloat[fullpage,capPos=l,objectFrame,subFloat]
%
+{figure}{[Short main caption of the objects]
% main short lsi entry
{The main caption of a ``fullpage'' object,
which follows on the left or
right column. This can be an even or odd
page. And some more text which has
no
real meaning because it fills only the
space for a long caption.}% main
caption
{sub:demo0}%
+{{\includegraphics[width=\linewidth]{CTAN}}}%
[Short caption B]%
{A Caption B of a ``fullpage'' sub object.}%
subcaption
}%
+{{\includegraphics[width=\linewidth]{CTAN}}}%
{A Caption C of a ``fullpage'' object, which
follows on the left or right column.}%
{sub:demo1}
+{{\includegraphics[width=\linewidth]{CTAN}}}%
{A Caption D of a ``fullpage'' object}%
{sub:demo2}
+{{\includegraphics[width=\linewidth]{CTAN}}}%
{A Caption E of a ``fullpage'' object}%
{sub:demo3}
```

Float subfloat

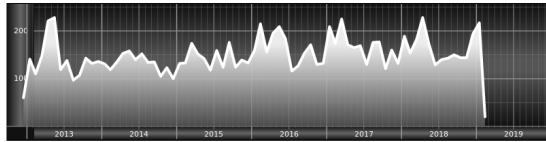
### 4 Heading on Level 1 (section)

Hello, here is some text without a meaning. This text should show what a printed text will

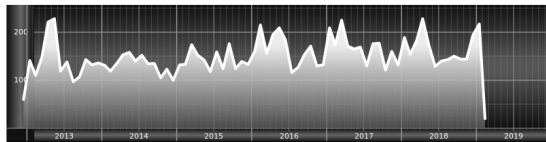
---

**Figure 1: The main caption of a “fullpage” object, which follows on the left or right column. This can be an even or odd page. And some more text which has no real meaning because it fills only the space for a long caption.**

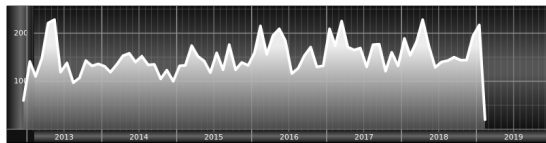
#### 4 Heading on Level 1 (section)



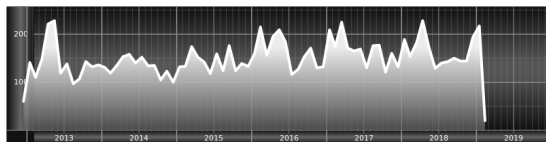
(a) A Caption B of a “fullpage” sub object.



(b) A Caption C of a “fullpage” object, which follows on the left or right column.



(c) A Caption D of a “fullpage” object



(d) A Caption E of a “fullpage” object

look like at this place. If you read this text, you will get no information. Really? Is there no information? Is there a difference between this text and some nonsense like “Huardest gef-burn”? Kjift – not at all! A blind text like this gives you information about the selected font, how the letters are written and an impression of the look. This text should contain all letters of the alphabet and it should be written in of the original language. There is no need for special content, but the length of words should match the language.

#### 4.1 Heading on Level 2 (subsection)

Hello, here is some text without a meaning. This text should show what a printed text will look like at this place. If you read this text, you will get no information. Really? Is there no information? Is there a difference between this text and some nonsense like “Huardest gef-burn”? Kjift – not at all! A blind text like this gives you information about the selected font, how the letters are written and an impression of the look. This text should contain all letters of the alphabet and it should be written in of the original language. There is no need for special content, but the length of words should match the language.

#### 4.1.1 Heading on Level 3 (subsubsection)

Hello, here is some text without a meaning. This text should show what a printed text will look like at this place. If you read this text, you will get no information. Really? Is there no information? Is there a difference between this text and some nonsense like “Huardest gef-burn”? Kjift – not at all! A blind text like this gives you information about the selected font, how the letters are written and an impression of the look. This text should contain all letters of the alphabet and it should be written in of the original language. There is no need for

special content, but the length of words should match the language.

**Heading on Level 4 (paragraph)** Hello, here is some text without a meaning. This text should show what a printed text will look like at this place. If you read this text, you will get no information. Really? Is there no information? Is there a difference between this text and some nonsense like “Huardest gefburn”? Kjift – not at all! A blind text like this gives you information about the selected font, how the letters are written and an impression of the look. This text should contain all letters of the alphabet and it should be written in of the original language. There is no need for special content, but the length of words should match the language.

## 5 Lists

### 5.1 Example for list (itemize)

- First item in a list
- Second item in a list
- Third item in a list
- Fourth item in a list
- Fifth item in a list

#### 5.1.1 Example for list (4\*itemize)

- First item in a list
  - First item in a list
    - \* First item in a list
      - First item in a list
      - Second item in a list
    - \* Second item in a list
  - Second item in a list
- Second item in a list

### 5.2 Example for list (enumerate)

1. First item in a list
2. Second item in a list
3. Third item in a list
4. Fourth item in a list
5. Fifth item in a list

#### 5.2.1 Example for list (4\*enumerate)

1. First item in a list
  - a) First item in a list
    - i. First item in a list
      - A. First item in a list
      - B. Second item in a list
    - ii. Second item in a list
  - b) Second item in a list
2. Second item in a list

### 5.3 Example for list (description)

**First** item in a list

**Second** item in a list

**Third** item in a list

**Fourth** item in a list

**Fifth** item in a list

#### 5.3.1 Example for list (4\*description)

**First** item in a list

**First** item in a list

**First** item in a list

**First** item in a list

**Second** item in a list

**Second** item in a list

**Second** item in a list

## 6 Heading on Level 1 (section)

Second item in a list

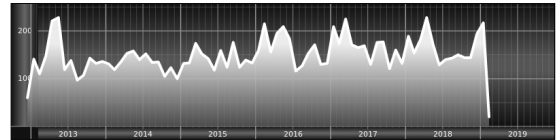
```
\captionsetup[sub]{singlelinecheck}
\hvFloat[fullpage,capPos=l,objectFrame,subFloat]
%
+{figure}{}[Short main caption of the objects]
% main short lsi entry
{The main caption of a ``fullpage'' object,
which follows on the left or
right column. This can be an even or odd
page. And some more text which has
no
real meaning because it fills only the
space for a long caption.}% main
caption
{sub:demo4}%
+{{\includegraphics[width=\linewidth]{CTAN}}}%
[Short caption B]%
{A Caption B of a ``fullpage'' sub object.}%
subcaption
}%
+{{\includegraphics[width=\linewidth]{CTAN}}}%
{A Caption C of a ``fullpage'' object, which
follows on the left or right column.}%
{sub:demo5}
+{{\includegraphics[width=\linewidth]{CTAN}}}%
{A Caption D of a ``fullpage'' object}%
{sub:demo2}
+{{\includegraphics[width=\linewidth]{CTAN}}}%
{A Caption E of a ``fullpage'' object}%
{sub:demo6}
```

Float subfloat

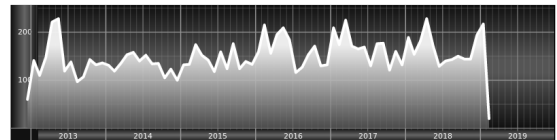
## 6 Heading on Level 1 (section)

Hello, here is some text without a meaning. This text should show what a printed text will look like at this place. If you read this text, you will get no information. Really? Is there

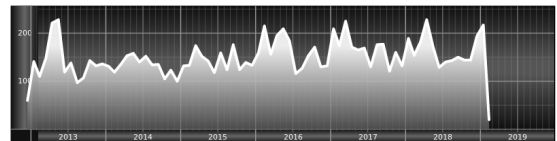
Figure 2: The main caption of a “fullpage” object, which follows on the left or right column. This can be an even or odd page. And some more text which has no real meaning because it fills only the space for a long caption.



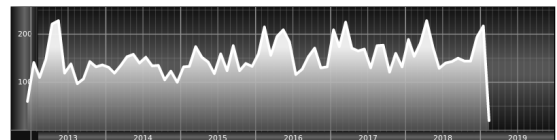
(a) A Caption B of a “fullpage” sub object.



(b) A Caption C of a “fullpage” object, which follows on the left or right column.



(c) A Caption D of a “fullpage” object



(d) A Caption E of a “fullpage” object

no information? Is there a difference between this text and some nonsense like “Huardest gefburn”? Kjift – not at all! A blind text like this gives you information about the selected font, how the letters are written and an impression of the look. This text should contain all letters of the alphabet and it should be written in of the original language. There is no need for special content, but the length of words should match the language.

### 6.1 Heading on Level 2 (subsection)

Hello, here is some text without a meaning. This text should show what a printed text will look like at this place. If you read this text, you will get no information. Really? Is there no information? Is there a difference between this text and some nonsense like “Huardest gefburn”? Kjift – not at all! A blind text like this gives you information about the selected font, how the letters are written and an impression of the look. This text should contain all letters of the alphabet and it should be written in of the original language. There is no need for special content, but the length of words should match the language.

#### 6.1.1 Heading on Level 3 (subsubsection)

Hello, here is some text without a meaning. This text should show what a printed text will look like at this place. If you read this text, you will get no information. Really? Is there no information? Is there a difference between this text and some nonsense like “Huardest gefburn”? Kjift – not at all! A blind text like this gives you information about the selected font, how the letters are written and an impression of the look. This text should contain all letters of the alphabet and it should be written in of the original language. There is no need for special content, but the length of words should match the language.

**Heading on Level 4 (paragraph)** Hello, here is some text without a meaning. This text should show what a printed text will look like at this place. If you read this text, you will get no information. Really? Is there no information? Is there a difference between this text and some nonsense like “Huardest gefburn”? Kjift – not at all! A blind text like this gives you information about the selected font, how the letters are written and an impression of the look. This text should contain all letters of the alphabet and it should be written in of the original language. There is no need for special content, but the length of words should match the language.

## 7 Lists

### 7.1 Example for list (itemize)

- First item in a list
- Second item in a list
- Third item in a list
- Fourth item in a list
- Fifth item in a list

#### 7.1.1 Example for list (4\*itemize)

- First item in a list
  - First item in a list
    - \* First item in a list
      - First item in a list
      - Second item in a list
    - \* Second item in a list
  - Second item in a list
- Second item in a list

## 7.2 Example for list (enumerate)

1. First item in a list
2. Second item in a list
3. Third item in a list
4. Fourth item in a list
5. Fifth item in a list

### 7.2.1 Example for list (4\*enumerate)

1. First item in a list
  - a) First item in a list
    - i. First item in a list
      - A. First item in a list
      - B. Second item in a list
    - ii. Second item in a list
  - b) Second item in a list
2. Second item in a list

## 7.3 Example for list (description)

**First** item in a list

**Second** item in a list

**Third** item in a list

**Fourth** item in a list

**Fifth** item in a list

### 7.3.1 Example for list (4\*description)

**First** item in a list

**First** item in a list

**First** item in a list

**First** item in a list

**Second** item in a list

**Second** item in a list

**Second** item in a list

**Second** item in a list

Hello, here is some text without a meaning. This text should show what a printed text will look like at this place. If you read this text, you will get no information. Really? Is there no information? Is there a difference between this text and some nonsense like “Huardest gef-burn”? Kjift – not at all! A blind text like this gives you information about the selected font, how the letters are written and an impression of the look. This text should contain all letters of the alphabet and it should be written in of the original language. There is no need for special contents, but the length of words should match the language.

Hello, here is the second paragraph. Hello, here is some text without a meaning. This text should show what a printed text will look like at this place. If you read this text, you will get no information. Really? Is there no information? Is there a difference between this text and some nonsense like “Huardest gef-burn”? Kjift – not at all! A blind text like this gives you information about the selected font, how the letters are written and an impression of the look. This text should contain all letters of the alphabet and it should be written in of the original language. There is no need for special contents, but the length of words should match the language.

Hello, here is the third paragraph. Hello, here is some text without a meaning. This text should show what a printed text will look like at this place. If you read this text, you will get no information. Really? Is there no information? Is there a difference between this text and some nonsense like “Huardest gef-burn”? Kjift – not at all! A blind text like this gives you information about the selected font, how the letters are written and an impression of the look. This text should contain all letters of the alphabet and it should be written in of the original language. There is no need for spe-



cial contents, but the length of words should match the language.

Hello, here is the forth paragraph. Hello, here is some text without a meaning. This text should show what a printed text will look like at this place. If you read this text, you will get no information. Really? Is there no information? Is there a difference between this text and some nonsense like “Huardest gef- burn”? Kjift – not at all! A blind text like this gives you information about the selected font, how the letters are written and an impression of the look. This text should contain all letters of the alphabet and it should be written in of the original language. There is no need for special contents, but the length of words should match the language.

Hello, here is the fifth paragraph. Hello, here is some text without a meaning. This text should show what a printed text will look like at this place. If you read this text, you will get no information. Really? Is there no information? Is there a difference between this text and some nonsense like “Huardest gef- burn”? Kjift – not at all! A blind text like this gives you information about the selected font, how the letters are written and an impression of the look. This text should contain all letters of the alphabet and it should be written in of the original language. There is no need for special contents, but the length of words should match the language.

Hello, here is some text without a meaning. This text should show what a printed text will look like at this place. If you read this text, you will get no information. Really? Is there no information? Is there a difference between this text and some nonsense like “Huardest gef- burn”? Kjift – not at all! A blind text like this gives you information about the selected font, how the letters are written and an impression of the look. This text should contain all letters of the alphabet and it should be written in of the original language. There is no need for

special content, but the length of words should match the language.