

The `cookingsymbols` package*

Sven Harder
sven_one1@gmx.de

December 28, 2014

Abstract

This package is intended to support mainly developers of recipe templates with often used symbols. The symbols are build by using METAFONT.

Change History

| | | | | | |
|--------------------------|-------|------|---|-------|---|
| v1.0 | | v1.1 | | | |
| General: Initial version | | 1 | General: Update of the documenta- tion | | 1 |

*This document corresponds to `cookingsymbols` v1.1, dated 2014/12/28.

Contents

| | | |
|----------|-------------------------------|-----------|
| 1 | Introduction | 3 |
| 2 | Symbols | 3 |
| 3 | Implementation | 3 |
| 3.1 | cookingsymbols.sty | 3 |
| 3.2 | cookingsymbols.mf | 4 |
| 3.2.1 | Oven | 4 |
| 3.2.2 | Top and bottom heat | 6 |
| 3.2.3 | Top heat | 7 |
| 3.2.4 | Bottom heat | 7 |
| 3.2.5 | Fanoven | 8 |
| 3.2.6 | Gasstove | 9 |
| 3.2.7 | Dish | 10 |
| 3.2.8 | Knife | 10 |
| 3.2.9 | Fork | 11 |
| 3.2.10 | Spoon | 12 |
| 3.2.11 | Gloves | 12 |
| | Index | 14 |












1 Introduction

This package includes 11 symbols. They are original created, when I was searching for symbols for typesetting recipes. However, I didn't find any symbols, so I decided to create my own ones. This is the result ;)

At the end of creating these symbols, I realized that METAFONT is out of date. But at this time, I had no time to create the same symbols as vector based fonts. This is still a task for the future.

2 Symbols

The following symbols are created by this package and are available by these macros. **Important:** The symbols are enhanced for a better view (by `\Large`).

| Macro | Symbol |
|-----------------------------|---|
| <code>\Oven</code> |  |
| <code>\Topbottomheat</code> |  |
| <code>\Topheat</code> |  |
| <code>\Bottomheat</code> |  |
| <code>\Fanoven</code> |  |
| <code>\Gasstove</code> |  |
| <code>\Dish</code> |  |
| <code>\Knife</code> |  |
| <code>\Fork</code> |  |
| <code>\Spoon</code> |  |
| <code>\Gloves</code> |  |

And now have fun with these new symbols!

3 Implementation

3.1 cookingsymbols.sty

The following content can be found in the derived file `cookingsymbols.sty`. It includes the macros for an easy access and the definition of the (new) font.

```
1 <*package>
2
3 \DeclareFontFamily{U}{cookingsymbols}{-}
4
5 \DeclareFontShape{U}{cookingsymbols}{m}{n}{<-> cookingsymbols}{-}
6 \DeclareFontShape{U}{cookingsymbols}{bx}{n}{<-> sub cookingsymbols/m/n }{-}
7
8 \newcommand{\Oven}{\usefont{U}{cookingsymbols}{m}{n}\symbol{0}}
9 \newcommand{\Topbottomheat}{\usefont{U}{cookingsymbols}{m}{n}\symbol{1}}
10 \newcommand{\Topheat}{\usefont{U}{cookingsymbols}{m}{n}\symbol{2}}
```

```

11 \newcommand{\Bottomheat}{\usefont{U}{cookingsymbols}{m}{n}\symbol{3}}
12 \newcommand{\Fanoven}{\usefont{U}{cookingsymbols}{m}{n}\symbol{4}}
13 \newcommand{\Gasstove}{\usefont{U}{cookingsymbols}{m}{n}\symbol{5}}
14 \newcommand{\Dish}{\usefont{U}{cookingsymbols}{m}{n}\symbol{6}}
15 \newcommand{\Knife}{\usefont{U}{cookingsymbols}{m}{n}\symbol{7}}
16 \newcommand{\Fork}{\usefont{U}{cookingsymbols}{m}{n}\symbol{8}}
17 \newcommand{\Spoon}{\usefont{U}{cookingsymbols}{m}{n}\symbol{9}}
18 \newcommand{\Gloves}{\usefont{U}{cookingsymbols}{m}{n}\symbol{10}}
19
20 \end{package}

```

3.2 cookingsymbols.mf

The following content can be found in the derived file cookingsymbols.mf. In this file the symbols are defined by using METAFONT.

```

21 <*mf>
22
23 mode_setup;
24
25 font_coding_scheme = "cookingsymbols for recipes";
26 font_identifier = "cookingsymbols";
27
28 u#:=0.68pt#;
29 define_pixels(u);
30
31 font_size 10pt#;
32 %design_size=10pt#;
33 linewidth=0.4pt;
34
35 thinpen.w := 0.5linewidth;
36 pen normalpen, thinpen;
37 normalpen := pencircle scaled 1linewidth;
38 thinpen := pencircle scaled thinpen.w;
39

```

3.2.1 Oven

```

40 %% oven symbol
41 "Oven";
42 beginchar(0,10u#,10u#,0);
43   pickup pencircle scaled 0.75 linewidth;
44
45   % Umrandung
46   y1=y2; y3=y4;
47   x1=x4; x2=x3;
48   x2-x1=w;
49   y2-y3=h;
50   z4=(0u, 0u);
51   draw z1--z2--z3--z4--cycle;

```

```

52
53 % Ofenklappe
54 r:=1u; % Radius
55 z5=z4+(r+0.7u, 0.7u);
56 x5=x8; x6=x7;
57 x9=x12; x10=x11;
58 y5=y12; y6=y11;
59 y7=y10; y8=y9;
60
61 z6=z5+(-r, r);
62 z8=z7+(r,r);
63 z10=z9+(r,-r);
64 x11-x6=w-1.4u; % Breite
65 y8-y5=6.3u; % Höhe
66
67 fill z5{left}..z6{up}..z7{up}..z8{right}..z9{right}..z10{down}..z11{down}..z12{left}..cycle;
68
69 % Ofengriff
70 b:=3.2u; % Breite vom Griff
71 h1:=0.5u; % Höhe
72 z14=z8+((x9-x8)/2-b/2, -0.8u);
73 x14=x13; x15=x16;
74 x16=x13+b;
75 y14=y13+h1;
76 y15=y14;
77 y16=y13;
78
79 unfill z13--z14--z15--z16--cycle;
80
81 % Display
82 b:=2.8u; % Breite vom Display
83 h1:=1.05u; % Höhe
84 z17=z1+(0.8u, -1u);
85 x18=x19; x20=x17;
86 y18=y17; y19=y20;
87 x18-x17=b;
88 y18-y19=h1;
89
90 fill z17--z18--z19--z20--cycle;
91
92 % Knöpfe
93 r:=0.48u; % Radius der Knöpfe
94 b:=1.3u; % Abstand der Knöpfe untereinander
95 h1:=y19+(y18-y19)/2;
96 x:=x18+0.8u;
97 x21=x23; y24=y22;
98 z24=(x,h1);
99 z23=(x+r,h1-r);
100 x22=x24+2*r;
101 y21=y23+2*r;

```

```

102 %fill z21..z22..z23..z24..cycle;
103
104 for i=0 upto 3:
105     fill (z21+(i*b,0))..(z22+(i*b,0))..(z23+(i*b,0))..(z24+(i*b,0))..cycle;
106 endfor
107
108 %labels(range 1 thru 24);
109 endchar;
110

```

3.2.2 Top and bottom heat

```

111 %% top and bottomheat symbol
112 "Topbottomheat";
113 beginchar(1,11u#,10u#,0);
114 pickup normalpen;
115 % Umrandung
116 ra:=1.0u; % Radius der Umrandung
117 y1=y4; y2=y3;
118 y5=y8; y6=y7;
119 x1=x8; x2=x7;
120 x3=x6; x4=x5;
121
122 z2=z1+(ra,ra);
123 z4=z3+(ra,-ra);
124 z8=z7+(-ra,ra);
125 x4-x1=w;
126 y2-y7=h;
127 z8=(0,ra);
128
129 draw z1{up}..z2{right}..z3{right}..z4{down}..z5{down}..z6{left}..z7{left}..z8{up}..cycle;
130
131 % Stäbe
132 pickup pensquare scaled 1.15linewidth;
133 % Oberhitze
134 xa:=1.4u; % Abstand zum Rand
135 ya:=1.85u;
136 z9=(xa, (y2-y7)-ya);
137 x10=(x4-x1)-xa;
138 y10=y9;
139 draw z9..z10;
140
141 % Unterhitze
142 x11=x9;x12=x10;
143 y11=ya;
144 y12=y11;
145 draw z11..z12;
146
147 %labels(range 1 thru 12);
148
149 endchar;

```

150

3.2.3 Top heat

This is nearly the same definition as Topbottomheat, except there is only one rod.

```
151 %% top heat symbol
152 "Topheat";
153 beginchar(2,11u#,10u#,0);
154 pickup normalpen;
155 % Umrandung
156 ra:=1.0u; % Radius der Umrandung
157 y1=y4; y2=y3;
158 y5=y8; y6=y7;
159 x1=x8; x2=x7;
160 x3=x6; x4=x5;
161
162 z2=z1+(ra,ra);
163 z4=z3+(ra,-ra);
164 z8=z7+(-ra,ra);
165 x4-x1=w;
166 y2-y7=h;
167 z8=(0,ra);
168
169 draw z1{up}..z2{right}..z3{right}..z4{down}..z5{down}..z6{left}..z7{left}..z8{up}..cycle;
170
171 % Stäbe
172 pickup pensquare scaled 1.15linewidth;
173 % Oberhitze
174 xa:=1.4u; % Abstand zum Rand
175 ya:=1.85u;
176 z9=(xa, (y2-y7)-ya);
177 x10=(x4-x1)-xa;
178 y10=y9;
179 draw z9..z10;
180
181 endchar;
182
```

3.2.4 Bottom heat

This is nearly the same definition as Topbottomheat, except there is only one rod.

```
183 %% bottom heat symbol
184 "Bottomheat";
185 beginchar(3,11u#,10u#,0);
186 pickup normalpen;
187 % Umrandung
188 ra:=1.0u; % Radius der Umrandung
189 y1=y4; y2=y3;
190 y5=y8; y6=y7;
191 x1=x8; x2=x7;
```

```

192 x3=x6; x4=x5;
193
194 z2=z1+(ra,ra);
195 z4=z3+(ra,-ra);
196 z8=z7+(-ra,ra);
197 x4-x1=w;
198 y2-y7=h;
199 z8=(0,ra);
200
201 draw z1{up}..z2{right}..z3{right}..z4{down}..z5{down}..z6{left}..z7{left}..z8{up}..cycle;
202
203 % Stäbe
204 pickup pensquare scaled 1.15linewidth;
205 % Oberhitze
206 xa:=1.4u; % Abstand zum Rand
207 ya:=1.85u;
208 z9=(xa, (y2-y7)-ya);
209 x10=(x4-x1)-xa;
210 y10=y9;
211
212 % Unterhitze
213 x11=x9;x12=x10;
214 y11=ya;
215 y12=y11;
216 draw z11..z12;
217
218 endchar;
219

```

3.2.5 Fanoven

```

220 %% fanoven symbol
221 "Fanoven";
222 beginchar(4,11u#,10u#,0);
223 pickup normalpen;
224 % Umrandung
225 ra:=1.0u; % Radius der Umrandung
226 y1=y4; y2=y3;
227 y5=y8; y6=y7;
228 x1=x8; x2=x7;
229 x3=x6; x4=x5;
230
231 z2=z1+(ra,ra);
232 z4=z3+(ra,-ra);
233 z8=z7+(-ra,ra);
234 x4-x1=w;
235 y2-y7=h;
236 z8=(0,ra);
237
238 draw z1{up}..z2{right}..z3{right}..z4{down}..z5{down}..z6{left}..z7{left}..z8{up}..cycle;

```



```

239
240 % Propeller
241 z15=(w/2,(h/2)-1.05u); % Rotationspunkt
242 a:=1.3; % Skalierungsfaktor
243 z9=z15+a*(0.95u,2.66u);
244 %z9=z15+(0.8u,3u);
245 y10=y9;
246 x10=w-x9;
247 z11=z9 rotatedaround(z15,120);
248 z12=z10 rotatedaround(z15,120);
249 z13=z9 rotatedaround(z15,-120);
250 z14=z10 rotatedaround(z15,-120);
251
252 z16=z15 + a*(0,4u);
253 z17=z16 rotatedaround(z15,120);
254 z18=z16 rotatedaround(z15,-120);
255
256 fill z9{dir 90}..z16{dir 180}..z10{dir 270}..z13{dir -30}..z18{dir 60}..z14{dir 150}..z11{dir 210}.
257
258 %labels(range 1 thru 18);
259 endchar;
260

```

3.2.6 Gasstove

```

261 %% gasstove symbol
262 "Gasstove";
263 beginchar(5,11u#,10u#,0);
264 pickup normalpen;
265 % Umrandung
266 ra:=1.0u; % Radius der Umrandung
267 y1=y4; y2=y3;
268 y5=y8; y6=y7;
269 x1=x8; x2=x7;
270 x3=x6; x4=x5;
271
272 z2=z1+(ra,ra);
273 z4=z3+(ra,-ra);
274 z8=z7+(-ra,ra);
275 x4-x1=w;
276 y2-y7=h;
277 z8=(0,ra);
278
279 draw z1{up}..z2{right}..z3{right}..z4{down}..z5{down}..z6{left}..z7{left}..z8{up}..cycle;
280
281 % Flamme
282 z9=(w/2,1.0u); % Ursprung
283 z10=(w/2,9u); % Endpunkt
284 z11=z9+(-1.4u, 3.1u);
285 x12=w-x11;y12=y11;
286 %z12=z9+(1.5u, 3.5u);

```

```

287
288 fill z9{dir 135}..z11{up}..z10{dir 70}--cycle;
289 %fill z9{dir 145}..z10{dir 65}--cycle;
290
291 fill z9{dir 45}..z12{up}..z10{dir 110}--cycle;
292
293 % Innere Flamme
294 z13=z9+(0,0.7u); % Ursprung
295 z14=z13+(0, 3.7u); % Endpunkt
296 z15=z9+(-0.5u,2.1u);
297 z16=z9+(0.5u, 2.1u);
298
299 unfill z13{dir 130}..z15{up}..z14{dir 65}--cycle;
300
301 unfill z13{dir 60}..z16{up}..z14{dir 115}--cycle;
302
303 %labels(range 1 thru 16);
304
305 endchar;
306

```

3.2.7 Dish

This is the definition of two circles (with different radii).

```

307 %% dish symbol
308 "Dish";
309 beginchar(6,10u#,10u#,0);
310 pickup normalpen;
311 ra:=0.5h;
312 x1=x3;y4=y2;
313 z4=(0,ra);
314 z3=(ra,0);
315 x2=x4+2*ra;
316 y1=y3+2*ra;
317 draw z1..z2..z3..z4..cycle;
318
319 ri:=3.7u;
320 x5=x7;y8=y6;
321 z8=(ra-ri,ra);
322 z7=(ra,ra-ri);
323 y6=0.5*(y5-y7) + (ra-ri);
324 x5=0.5*(x6-x8) + (ra-ri);
325 draw z5..z6..z7..z8..cycle;
326
327 % labels(range 1 thru 8);
328 endchar;
329

```

3.2.8 Knife

```

330 %% knife symbol
331 "Knife";
332 beginchar(7,1.7u#,10u#,0);
333 pickup normalpen;
334 b:=0.8u; % Breite des Stiels
335 z1=(w, 0u);
336 x2=x1-b; y2=y1;
337
338 z5=(x2,4.8u);
339 z6=z5+(-0.85u, 2u);
340 x7=x1; y7=y1+10u;
341
342
343 fill z1--z2--z5{dir 150}..z6{up}..z7--cycle;
344
345 %labels(range 1 thru 11);
346
347 endchar;
348

```

3.2.9 Fork

```

349 %% fork symbol
350 "Fork";
351 beginchar(8,2u#,10u#,0);
352 pickup normalpen;
353
354 b:=0.8u; % Breite des Stiels
355 zb:=0.2u; % Zackenbreite
356 za=0.4u; % Zackenabstand
357 z1=(w/2+b/2, 0u);
358 x2=x1-b; y2=y1;
359 x3=x2; y3=y2+6u;
360 x4=x1; y4=y3;
361
362 fill z1--z2--z3--z4--cycle;
363
364 x5=x3-(4*zb+3*za)/2 +b/2;
365 y5=y3+1.9u;
366 x6=x5; y6=y5+2.1u;
367 x7=x6+zb; y7=y6;
368 x8=x7; y8=y5;
369
370 x9=x8+za; y9=y8;
371 x10=x9; y10=y6;
372 x11=x10+zb; y11=y10;
373 x12=x11; y12=y9;
374
375 x13=x12+za; y13=y12;
376 x14=x13; y14=y6;
377 x15=x14+zb; y15=y14;

```

```

378 x16=x15; y16=y5;
379
380 x17=x16+za; y17=y16;
381 x18=x17; y18=y6;
382 x19=x18+zb; y19=y18;
383 x20=x19; y20=y5;
384
385 fill z3{dir 130}..z5{up}--z6--z7--z8--z9--z10--z11--z12--z13--z14--z15--z16--z17--z18--z19--z20{down}
386
387 %labels(range 1 thru 20);
388
389 endchar;
390

```

3.2.10 Spoon

```

391 %% spoon symbol
392 "Spoon";
393 beginchar(9, 3.4u#, 10u#,0);
394 pickup normalpen;
395
396 b:=0.8u; % Breite des Stiels
397 % Stiel
398 z1=(w/2+b/2, 0u);
399 x2=x1-b; y2=y1;
400 x3=x2; y3=y2+5.74u;
401 x4=x1; y4=y3;
402
403 fill z1--z2--z3--z4--cycle;
404
405 % Oberteil
406 x5=x3-1.0u;
407 x6=x4+(x3-x5);
408 y5=y6=y3+(y7-y3)/2 - 0.2u; % halbe Breite
409 z7=(x3+(x4-x3)/2, y3+4u); % y: maximale Ausdehnung
410
411 draw z7{dir -170}..z5{down}..(x3+(x4-x3)/2, y3){dir -10};
412 draw (x3+(x4-x3)/2, y3){dir 10}..z6{up}..z7{dir 170};%..(z7-(b/2, 0));
413
414 %labels(range 1 thru 12);
415 endchar;
416

```

3.2.11 Gloves

```

417 %% gloves symbol
418 "Gloves";
419 beginchar(10,10.4u#,10u#,0);
420 pickup thinpen;
421
422 a:=1.05; % Skalierungsfaktor
423 breite:=a*4.3u; % Breite unten am Handschuh

```

```

424 hoehe:=a*1.8u;
425
426 z5=a*(3.3u-0.4u, 3u); % Rotationspunkt 1. Handschuh
427 z9=z5 + a*(-0.55u, 0.1u); % Rotationspunkt 2. Handschuh
428 alpha:=-37; % Rotationswinkel -37
429 beta:=-26; % Verschiebung des zweiten Handschuhs bzgl. des oberen
430
431 % Oberer Handschuh
432 z4=(0.8u, 1u);
433 x1=x4; x2=x3;
434 y1=y2; y3=y4;
435 x2-x1=breite;
436 y1-y4=hoehe;
437
438 fill z1--z2--z3--z4--cycle rotatedaround(z5, alpha);
439
440 % Daumen
441 z7=z1 + a*(0.5thinpen.w+0.2u, 3.5u);
442 z6=z7 + a*(-1.2u, 1.3u);
443
444 draw ((z1+(0.5thinpen.w,0)){up}..z6{dir 75}..z7{dir -80}) rotatedaround(z5, alpha);
445
446 % Oberer Rand/Begrenzung
447 z8=z1 + ((x2-x1)/2 + a*0.2u, a*8.2u);
448
449 draw (z7{dir 90}..z8{right}..(z2+(-0.5thinpen.w,0)){dir -90}) rotatedaround(z5, alpha);
450
451
452
453 % Zweiter Handschuh
454 fill z1--(z1-(-a*0.8u, (y1-y4)/2+a*0.6u))--z4--cycle rotatedaround(z9, alpha+beta);
455
456 fill z4--z2--z3--cycle rotatedaround(z9, alpha+beta);
457
458 %z10=z1 + a*(1u, 7.55u); % Schnittpunkt der beiden Handschuhe
459 z10=z1 + a*(1u, 7.75u);
460
461 draw (z10..z8{right}..z2{dir -90}) rotatedaround(z9, alpha+beta);
462
463
464
465 % 'Weier' Trennstrich
466 z11=z3 - (0, 0.5thinpen.w);
467 x12=x1; y12=y11;
468 unfill (z4--z3--z11--z12--cycle) rotatedaround(z5, alpha);
469
470
471 %labels(range 1 thru 20);
472 endchar;
473

```

474 `end`
475 `\mf`

Index

Numbers written in *italic* refer to the page where the corresponding entry is described; numbers underlined refer to the code line of the definition; numbers in *roman* refer to the code lines where the entry is used.

| | | | |
|---------------------------------------|------|-----------------------------------|------|
| B | | N | |
| <code>\Bottomheat</code> | 11 | <code>\newcommand</code> | 8–18 |
| D | | O | |
| <code>\DeclareFontFamily</code> | 3 | <code>\Oven</code> | 8 |
| <code>\DeclareFontShape</code> | 5, 6 | | |
| <code>\Dish</code> | 14 | S | |
| F | | <code>\Spoon</code> | 17 |
| <code>\Fanoven</code> | 12 | <code>\symbol</code> | 8–18 |
| <code>\Fork</code> | 16 | | |
| G | | T | |
| <code>\Gasstove</code> | 13 | <code>\Topbottomheat</code> | 9 |
| <code>\Gloves</code> | 18 | <code>\Topheat</code> | 10 |
| K | | U | |
| <code>\Knife</code> | 15 | <code>\usefont</code> | 8–18 |